



HAL
open science

The Dark Side of Likert-type Scales: Implications of the Midscale Disagreement Problem

Dimitri Paisios, Nathalie Huet, Elodie Labeye

► To cite this version:

Dimitri Paisios, Nathalie Huet, Elodie Labeye. The Dark Side of Likert-type Scales: Implications of the Midscale Disagreement Problem. 6th Perspectives on Scientific Error Workshop, Feb 2024, Eindhoven, Netherlands. hal-04712729

HAL Id: hal-04712729

<https://univ-tlse2.hal.science/hal-04712729v1>

Submitted on 27 Sep 2024

HAL is a multi-disciplinary open access archive for the deposit and dissemination of scientific research documents, whether they are published or not. The documents may come from teaching and research institutions in France or abroad, or from public or private research centers.

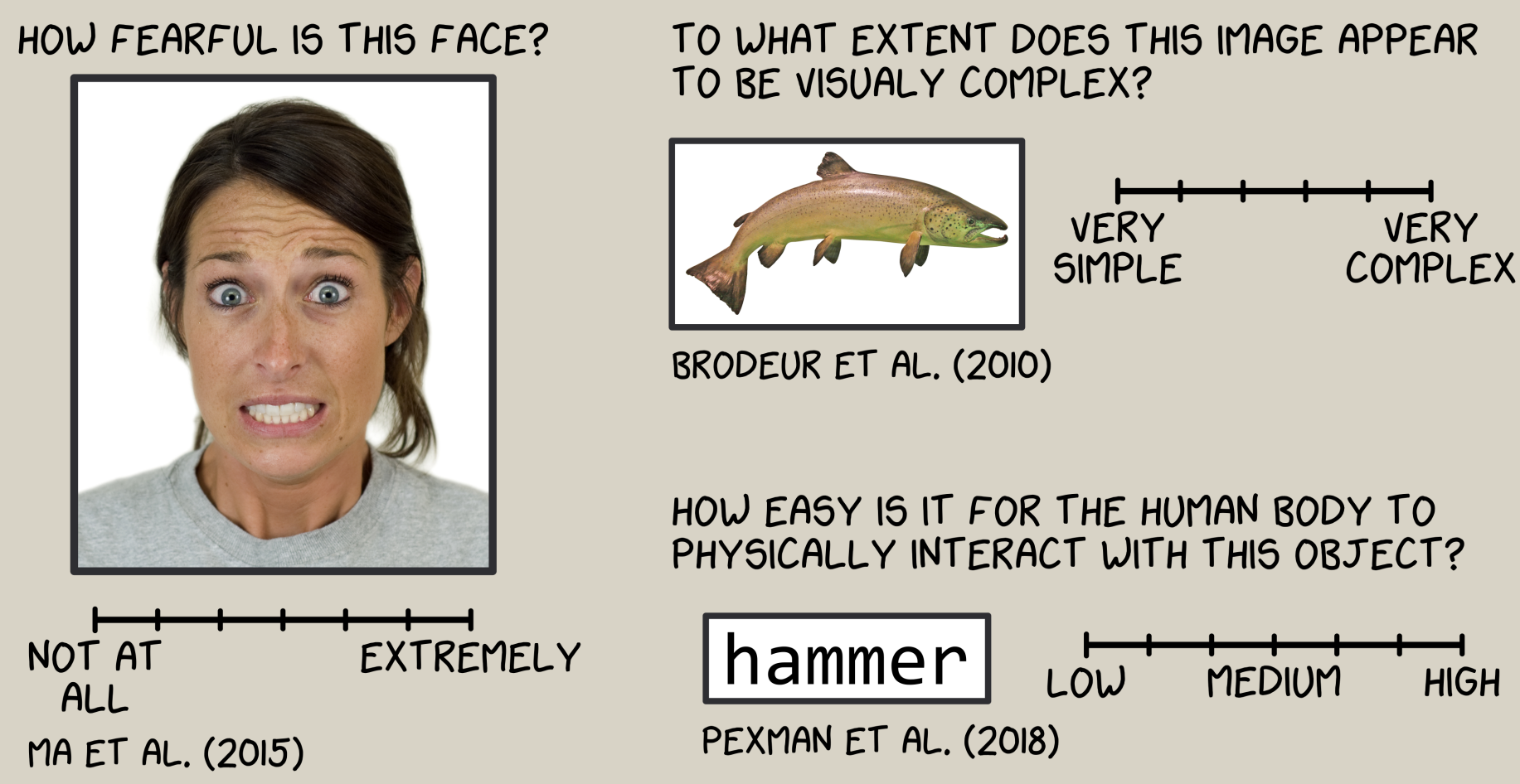
L'archive ouverte pluridisciplinaire **HAL**, est destinée au dépôt et à la diffusion de documents scientifiques de niveau recherche, publiés ou non, émanant des établissements d'enseignement et de recherche français ou étrangers, des laboratoires publics ou privés.

THE DARK SIDE OF LIKERT-TYPE SCALES

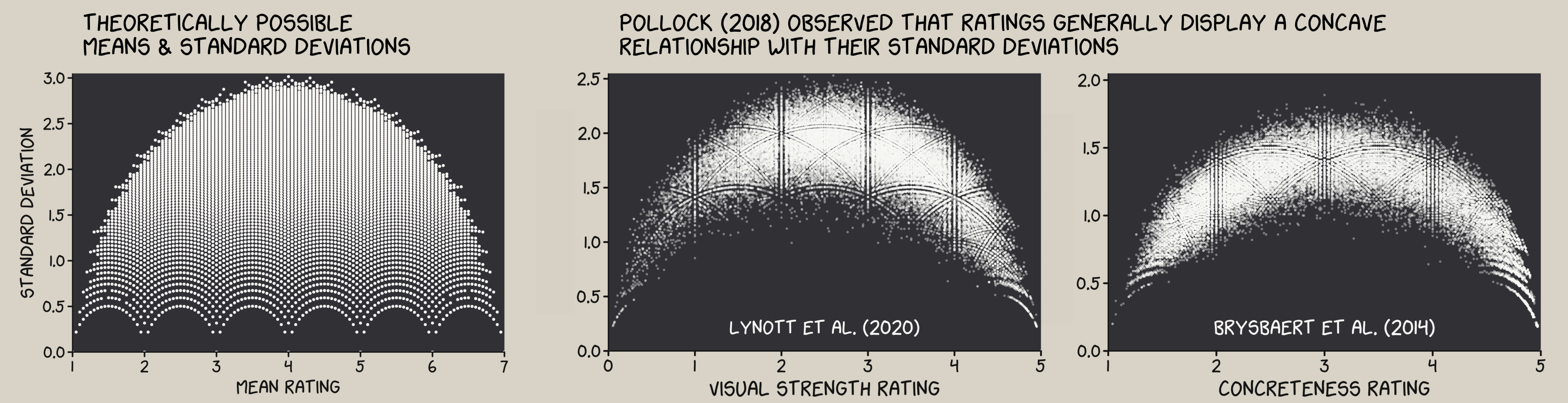
IMPLICATIONS OF THE MIDSCALE DISAGREEMENT PROBLEM

DIMITRI PAISIOS, NATHALIE HUET & ELODIE LABEYE
CLLE LAB (CNRS UMR 5263), UNIVERSITY OF TOULOUSE

STIMULI ARE OFTEN NORMED WITH LIKERT-TYPE SCALES



BUT THESE "NORMS" ARE JUST AVERAGES ... AND AVERAGES CAN GO VERY WRONG

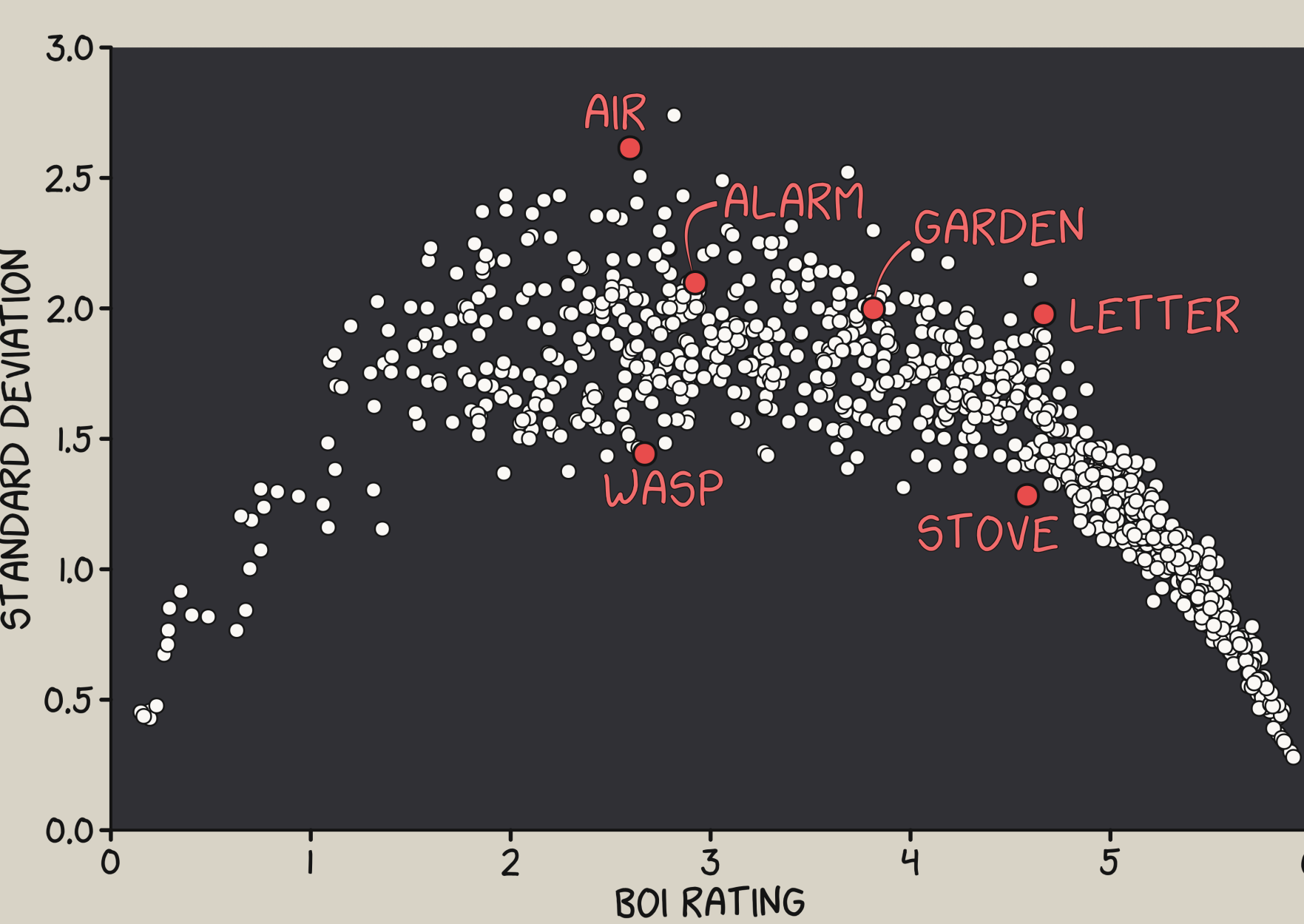
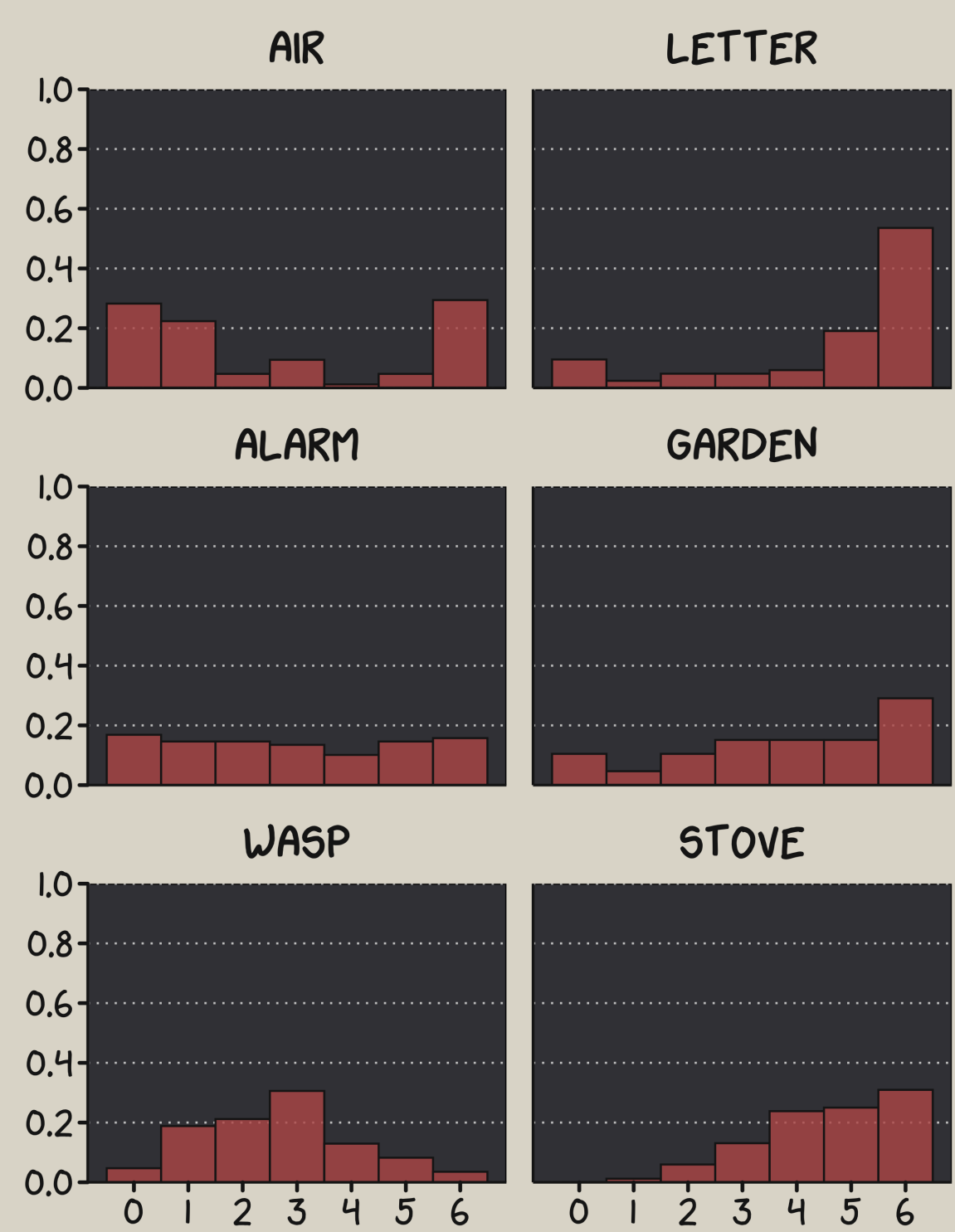
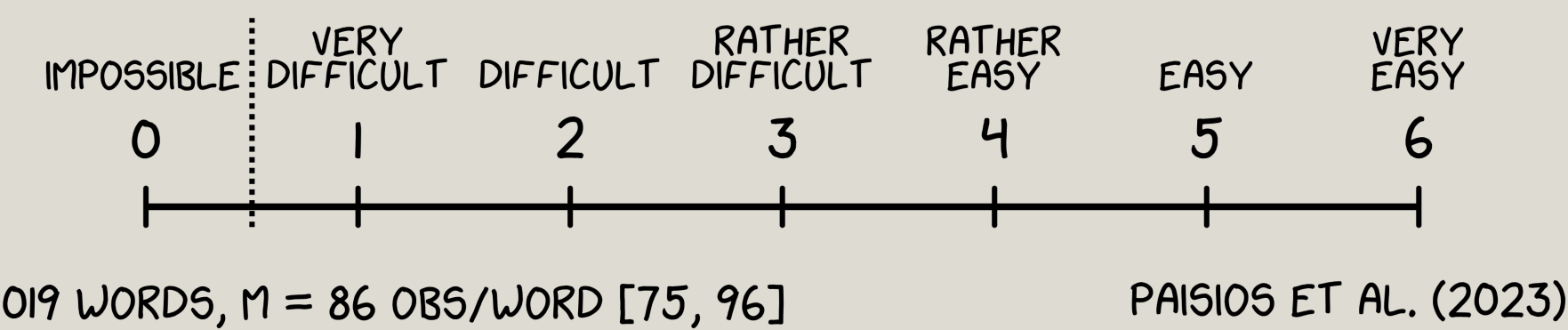


LET'S TAKE A CLOSER LOOK TO BODY-OBJECT INTERACTION (BOI) RATINGS

DATABASES TYPICALLY DON'T PROVIDE ITEM-LEVEL RATINGS

WE'VE COLLECTED OUR OWN BODY-OBJECT INTERACTION (BOI) RATINGS TO UNDERSTAND WHAT IS HAPPENING IN THE MIDDLE OF THE SCALE

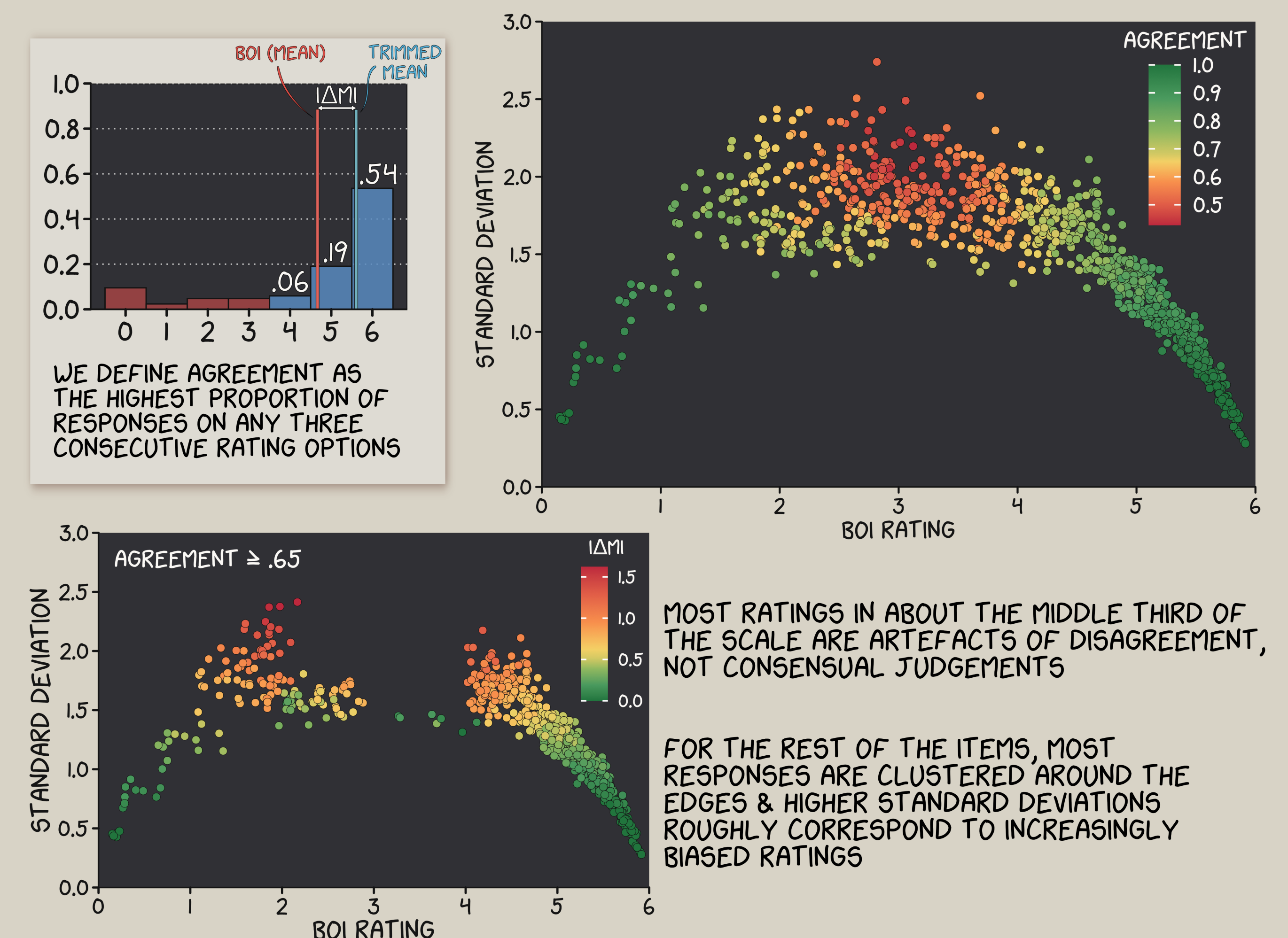
RATE THE EASE WITH WHICH THE HUMAN BODY CAN PHYSICALLY AND DIRECTLY INTERACT WITH WHAT EACH WORD REPRESENTS



THE MIDDLE OF THE SCALE SEEMS TO CAPTURE A LOT OF DISAGREEMENT, WITH AVERAGE RATINGS NOT REPRESENTATIVE OF THE UNDERLYING RESPONSE DISTRIBUTIONS

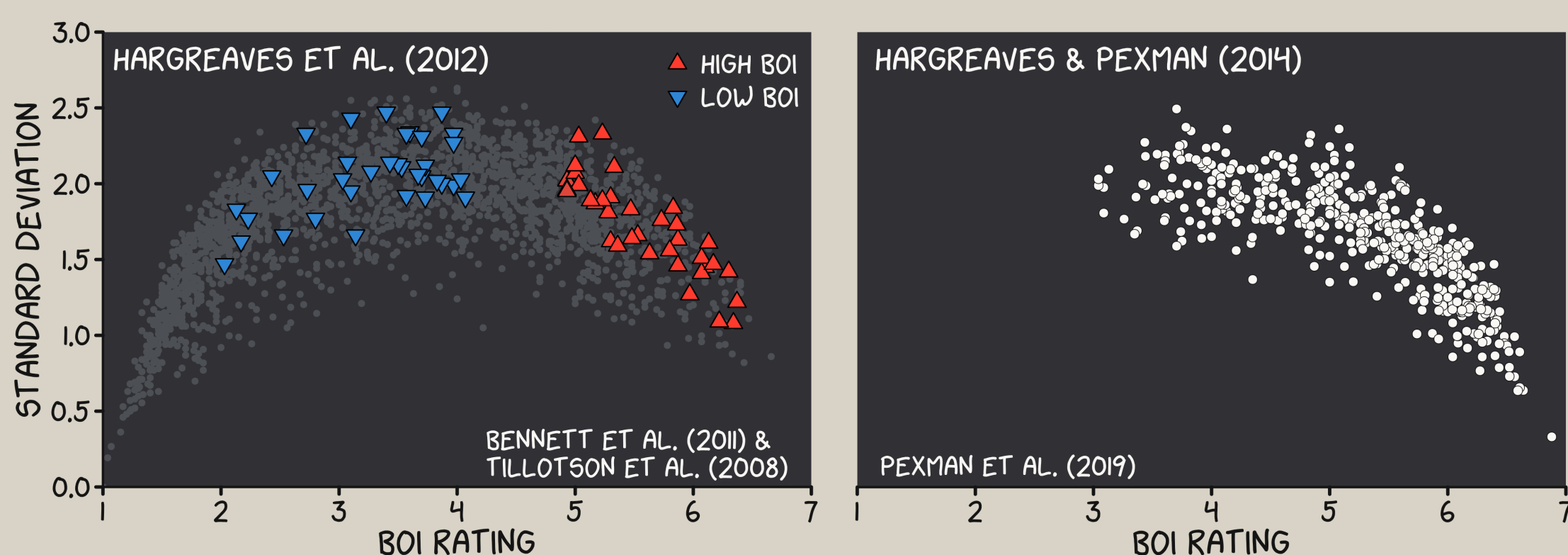
... AND ZOOM BACK FOR THE BIGGER PICTURE

AS MOST STUDIES REPORT MEANS AND STANDARD DEVIATIONS, WE WANTED A "MAP" OF THE PLOT FOR BETTER READABILITY AND TO INTERPRET SIMILAR DATA IN THE LITERATURE



WHAT DOES THIS ALL MEAN ?!

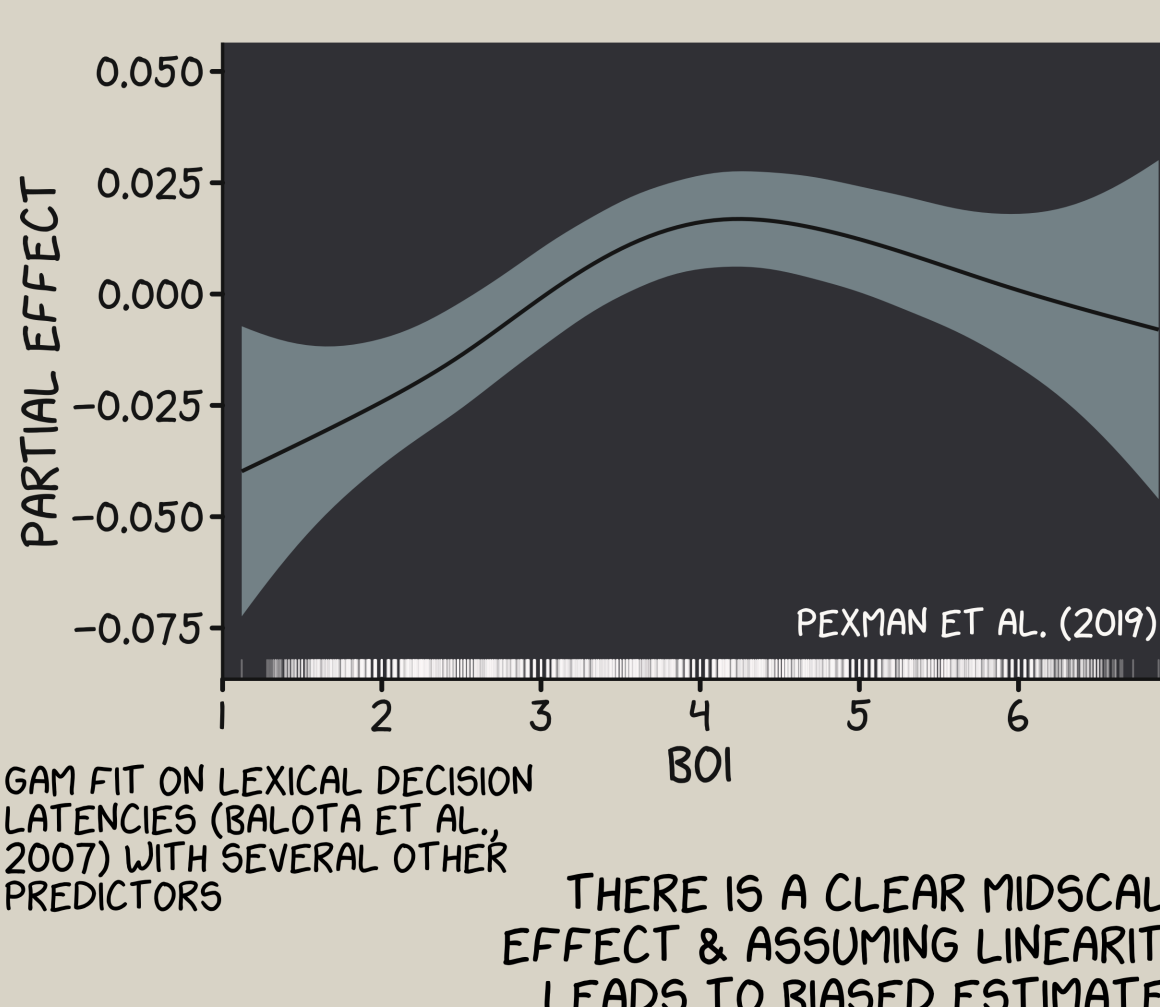
1. THE MIDDLE OF THE SCALE DOESN'T CAPTURE THE DIMENSION OF INTEREST



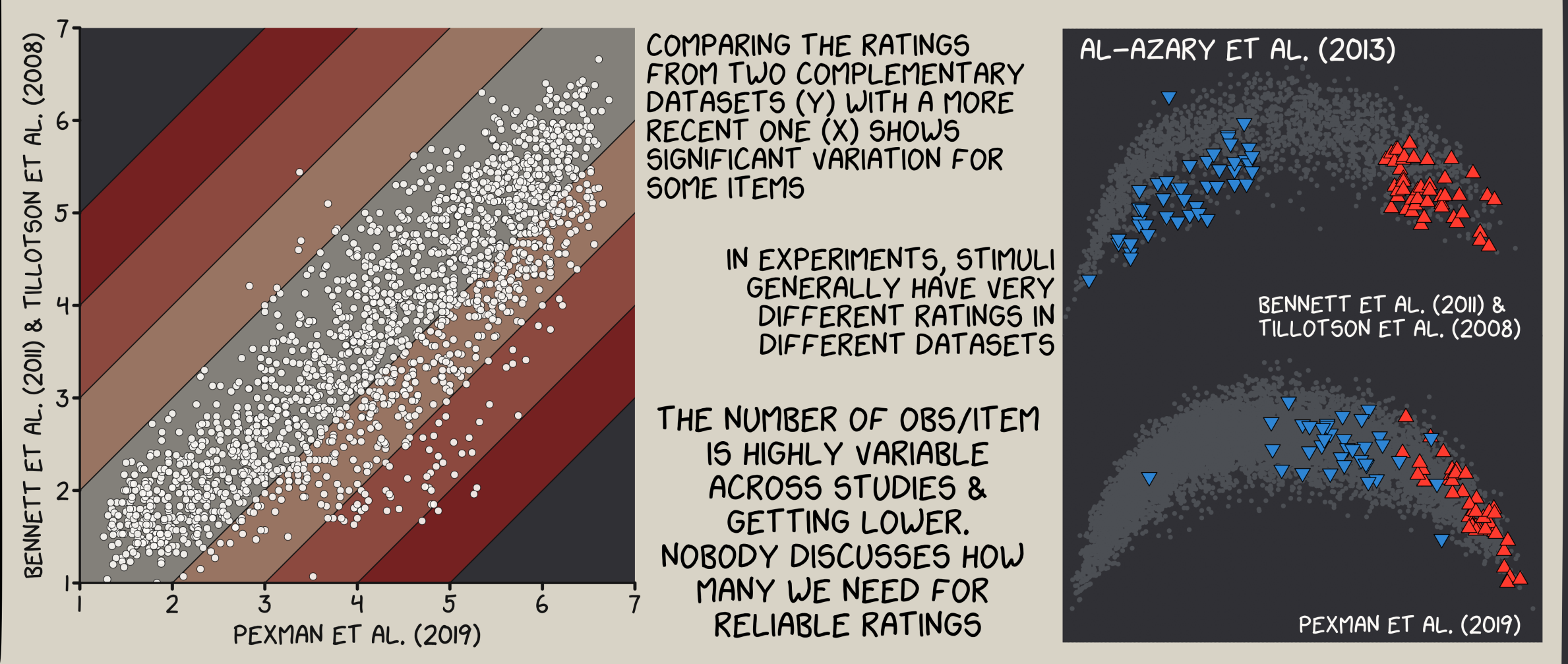
SUCH STUDIES ARE JUST COMPARING ITEMS THAT GENERATE HIGH DISAGREEMENT WITH ITEMS RATED HIGH

NO CONCLUSIONS ARE POSSIBLE ON THE VARIABLE'S EFFECT

2. WHATEVER GENERATES DISAGREEMENT CAN ALSO AFFECT TASK PERFORMANCE



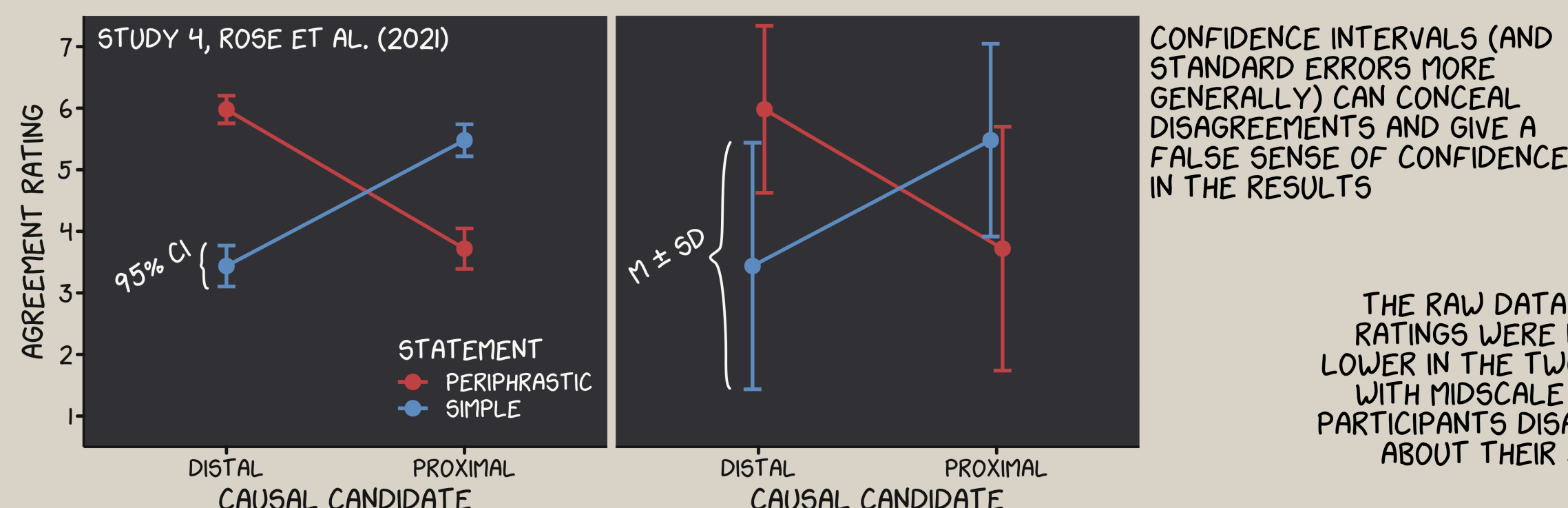
3. DISAGREEMENTS CAN LEAD TO MEASUREMENT ERROR ... AND WE HAVE NO CLUE ABOUT THE REQUIRED SAMPLE SIZE



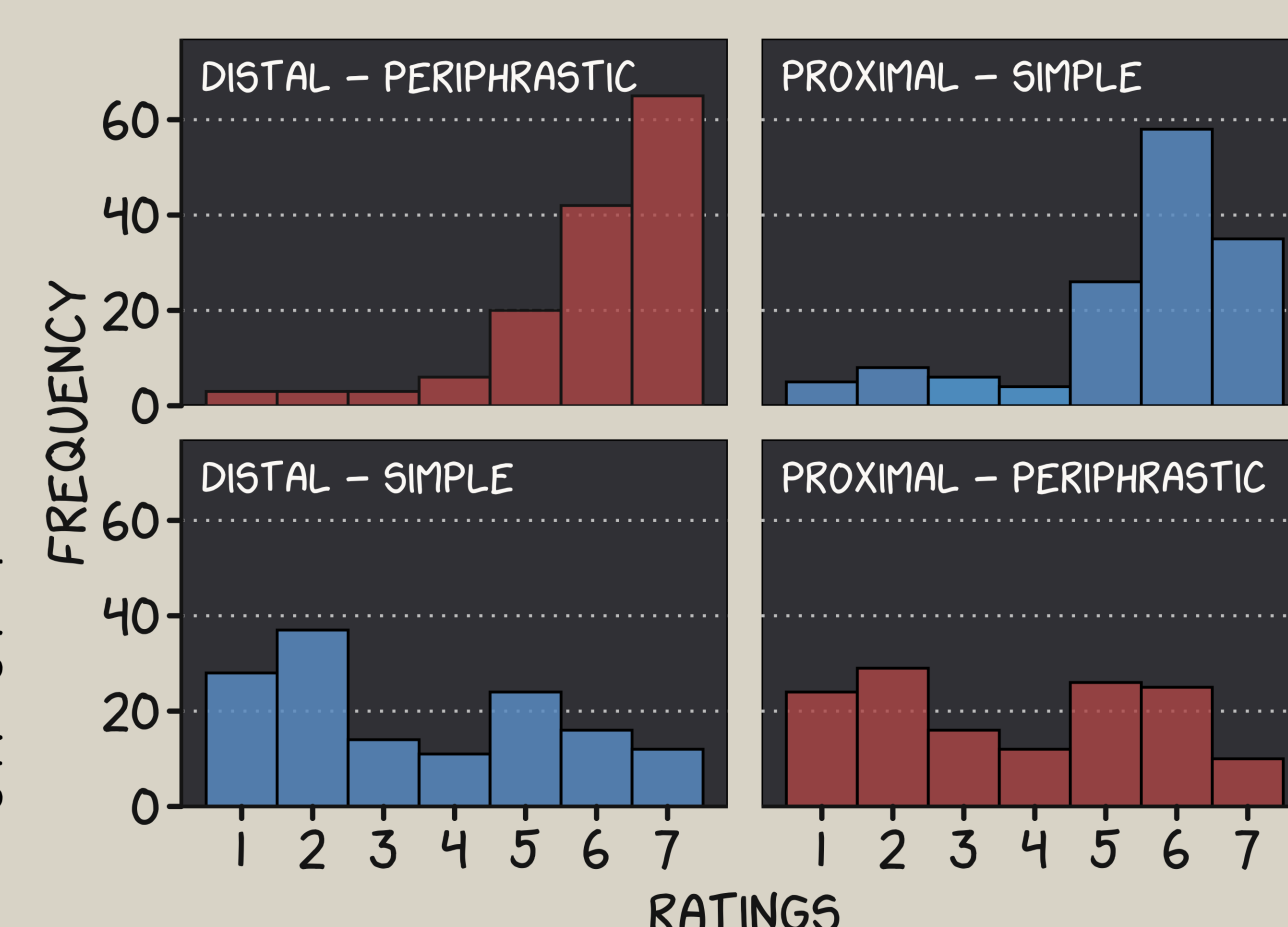
LIKERT-TYPE RATINGS ARE ALSO USED AS DEPENDANT VARIABLES & ANALYSED WITH METRIC MODELS LIDDELL & KRUSCHKE (2018)

LET'S LOOK AT AN EXAMPLE FROM ROSE ET AL.'S (2021) STUDIES ON CAUSAL JUDGMENT

THE AUTHORS WERE INTERESTED IN HOW MUCH PARTICIPANTS AGREE THAT AN AGENT IS THE CAUSE OF AN EVENT DEPENDING ON HOW THE QUESTION IS FRAMED



AVERAGES IN THE FACE OF DISAGREEMENT DO NOT TELL THE RIGHT STORY



SOME REMARKS & CONCLUSIONS

- LOOK AT YOUR DATA (!) WE OVERRELY ON STATISTICS WITHOUT TAKING THE TIME TO UNDERSTAND OUR DATA
- THERE ARE NO METHODOLOGICAL GUIDELINES FOR RATINGS
- WE DON'T REALLY KNOW HOW TO INTERPRET RELIABILITY METRICS (ICC, SPLIT-HALF CORRELATION, CRONBACH'S ALPHA, ...) AND HOW RELIABLE THEY ARE
- SOME RECENT LARGE-SCALE DATASETS ARE, AT BEST, VERY NOISY DUE TO A LOW SAMPLE SIZE (~10 OBS/ITEM)
- THE RESULTS OF A LARGE NUMBER OF STUDIES (ESPECIALLY FMRI) ARE QUESTIONABLE DUE TO UNRELIABLE RATINGS AND INADEQUATE STIMULUS SAMPLING & STATISTICAL MODELING

REFERENCES

AL-AZARY, H., YU, T., & MCRAE, K. (2022). CAN YOU TOUCH THE NHO? THE INTERACTIVE EFFECTS OF BODY-OBJECT INTERACTION AND TASK DEMANDS ON NHO AMPLITUDES AND DECISION LATENCIES. *BRAIN AND LANGUAGE*, 231, 105147. <https://doi.org/10.1016/j.bandl.2022.105147>

BALOTA, D. A., YAP, M. J., HUTCHISON, K. A., CORTESE, M. J., KESSLER, B., LOFTIS, B., NEELY, J. H., NELSON, D. L., SHIPSON, G. B., & TREIMAN, R. (2007). THE ENGLISH LEXICON PROJECT. *BEHAVIOR RESEARCH METHODS*, 39(3), 445-459. <https://doi.org/10.3758/BF03193014>

BENNETT, S. D. R., BURNETT, A. N., SIAKALUK, P. D., & PEXMAN, P. M. (2011). IMAGEABILITY AND BODY-OBJECT INTERACTION RATINGS FOR 599 MULTISYLLABIC NOUNS. *BEHAVIOR RESEARCH METHODS*, 43(4), 1100-1109. <https://doi.org/10.3758/s13428-011-017-5>

BRODEUR, M. B., DIONNE-DOSTIE, E., MONTREUIL, T., & LEPAGE, M. (2010). THE BANK OF STANDARDIZED STIMULI (BOSS), A NEW SET OF 480 NORMATIVE PHOTOS OF OBJECTS TO BE USED AS VISUAL STIMULI IN COGNITIVE RESEARCH. *PLoS ONE*, 5(5), e10773. <https://doi.org/10.1371/journal.pone.010773>

BRYSSAERT, M., WARRINER, A. B., & KUPERMAN, V. (2014). CONCRETENESS RATINGS FOR 40 THOUSAND GENERALLY KNOWN ENGLISH WORD LEMMAS. *BEHAVIOR RESEARCH METHODS*, 46(3), 904-911. <https://doi.org/10.3758/s13428-013-0403-5>

HARGREAVES, I. S., LEONARD, G. A., PEXMAN, P. M., PITTMAN, D. J., SIAKALUK, P. D., & GOODYEAR, B. G. (2012). THE NEURAL CORRELATES OF THE BODY-OBJECT INTERACTION EFFECT IN SEMANTIC PROCESSING. *FRONTIERS IN HUMAN NEUROSCIENCE*, 6. <https://doi.org/10.3389/fnhum.2012.00022>

HARGREAVES, I. S., & PEXMAN, P. M. (2014). GET RICH QUICK: THE SIGNAL TO RESPOND PROCEDURE REVEALS THE TIME COURSE OF SEMANTIC RICHNESS EFFECTS DURING VISUAL WORD RECOGNITION. *COGNITION*, 132(2), 216-242. <https://doi.org/10.1016/j.cognition.2014.01.001>

LIDDELL, T. M., & KRUSCHKE, J. K. (2018). ANALYZING ORDINAL DATA WITH METRIC MODELS: WHAT COULD POSSIBLY GO WRONG? *JOURNAL OF EXPERIMENTAL SOCIAL PSYCHOLOGY*, 79, 328-348. <https://doi.org/10.1016/j.jesp.2018.08.009>

LYNOTT, D., CONNELL, L., BRYSSAERT, M., BRAND, J., & CARNEY, J. (2020). THE LANCASTER SENSORIMOTOR NORMS: MULTIDIMENSIONAL MEASURES OF PERCEPTUAL AND ACTION STRENGTH FOR 40,000 ENGLISH WORDS. *BEHAVIOR RESEARCH METHODS*, 52(3), 1271-1291. <https://doi.org/10.3758/s13428-019-0316-2>

MA, D. S., CORRELL, J., & WITTENBRINK, B. (2015). THE CHICAGO FACE DATABASE: A FREE STIMULUS SET OF FACES AND NORMING DATA. *BEHAVIOR RESEARCH METHODS*, 47(4), 1122-1135. <https://doi.org/10.3758/s13428-014-0532-5>

PAISIOS, D., HUET, N., & LABEYE, E. (2023). ADDRESSING THE ELEPHANT IN THE MIDDLE: IMPLICATIONS OF THE MIDSCALE DISAGREEMENT PROBLEM THROUGH THE LENS OF BODY-OBJECT INTERACTION RATINGS. *COLLABRA: PSYCHOLOGY*, 9(0), 84564. <https://doi.org/10.51253/COLLABRA.84564>

PEXMAN, P. M., MURAKI, E., SIDHU, D. M., SIAKALUK, P. D., & YAP, M. J. (2019). QUANTIFYING SENSORIMOTOR EXPERIENCE: BODY-OBJECT INTERACTION RATINGS FOR MORE THAN 9,000 ENGLISH WORDS. *BEHAVIOR RESEARCH METHODS*, 51(2), 453-466. <https://doi.org/10.3758/s13428-018-1171-2>

POLLOCK, L. (2018). STATISTICAL AND METHODOLOGICAL PROBLEMS WITH CONCRETENESS AND OTHER SEMANTIC VARIABLES: A LIST MEMORY EXPERIMENT CASE STUDY. *BEHAVIOR RESEARCH METHODS*, 50(3), 1198-1216. <https://doi.org/10.3758/s13428-017-0938-y>

ROSE, D., SIEVERS, E., & NICHOLS, S. (2021). CAUSE AND BURN. *COGNITION*, 207, 104517. <https://doi.org/10.1016/j.cognition.2020.104517>

TILLOTSON, S. M., SIAKALUK, P. D., & PEXMAN, P. M. (2008). BODY-OBJECT INTERACTION RATINGS FOR 1,618 MONOSYLLABIC NOUNS. *BEHAVIOR RESEARCH METHODS*, 40(4), 1075-1078. <https://doi.org/10.3758/BF031401075>

